



# **HikCentral FocSign V2.0.0**

**Release Notes**

## **Legal Information**

**©2023 Hangzhou Hikvision Digital Technology Co., Ltd. All rights reserved.**

This Document (hereinafter referred to be “the Document”) is the property of Hangzhou Hikvision Digital Technology Co., Ltd. or its affiliates (hereinafter referred to as “Hikvision”), and it cannot be reproduced, changed, translated, or distributed, partially or wholly, by any means, without the prior written permission of Hikvision. Unless otherwise expressly stated herein, Hikvision does not make any warranties, guarantees or representations, express or implied, regarding to the Document, any information contained herein.

## **About this Document**

Pictures, charts, images and all other information hereinafter are for description and explanation only. The information contained in the Document is subject to change, without notice, due to updates or other reasons.

Please use this Document with the guidance and assistance of professionals trained in supporting the Product.

## **Legal Disclaimer**

TO THE MAXIMUM EXTENT PERMITTED BY APPLICABLE LAW, THE DOCUMENT IS PROVIDED "AS IS" AND "WITH ALL FAULTS AND ERRORS". HIKVISION MAKES NO REPRESENTATIONS OR WARRANTIES, EXPRESS OR IMPLIED, INCLUDING BUT NOT LIMITED TO, WARRANTIES OF MERCHANTABILITY, FITNESS FOR A PARTICULAR PURPOSE OR NON-INFRINGEMENT. IN NO EVENT WILL HIKVISION BE LIABLE FOR ANY SPECIAL, CONSEQUENTIAL, INCIDENTAL, OR INDIRECT DAMAGES INCLUDING, AMONG OTHERS, DAMAGES FOR LOSS OF BUSINESS PROFITS, BUSINESS INTERRUPTION, OR LOSS OF DATA, CORRUPTION OF SYSTEMS, OR LOSS OF DOCUMENTATION, WHETHER BASED ON BREACH OF CONTRACT, TORT (INCLUDING NEGLIGENCE), OR OTHERWISE, IN CONNECTION WITH THE USE OF THE DOCUMENT, EVEN IF HIKVISION HAS BEEN ADVISED OF THE POSSIBILITY OF SUCH DAMAGES OR LOSS.

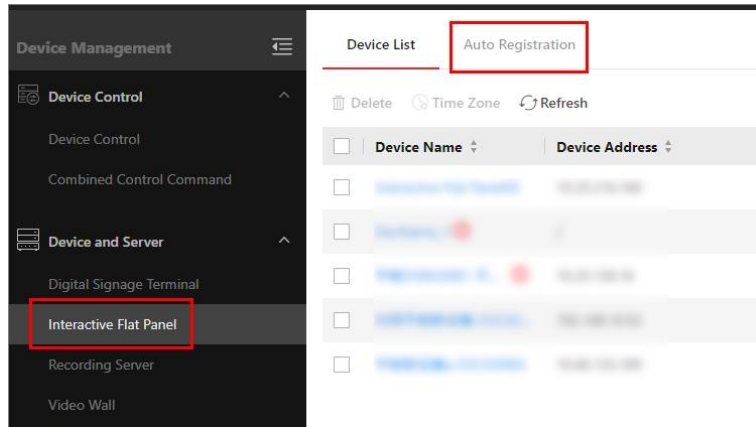
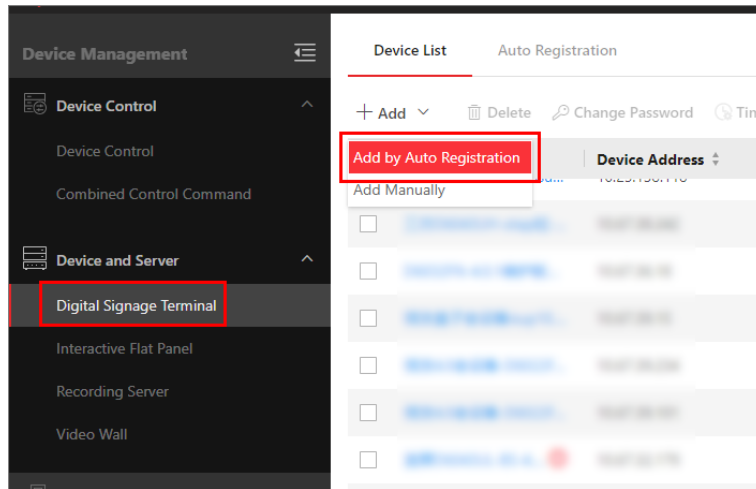
# Contents

Updated Features.....	1
Centralized Device Control.....	1
Digital Signage .....	5

# Updated Features

## Centralized Device Control

1. Supports adding digital signage terminals and interactive flat panels by auto registration on devices.



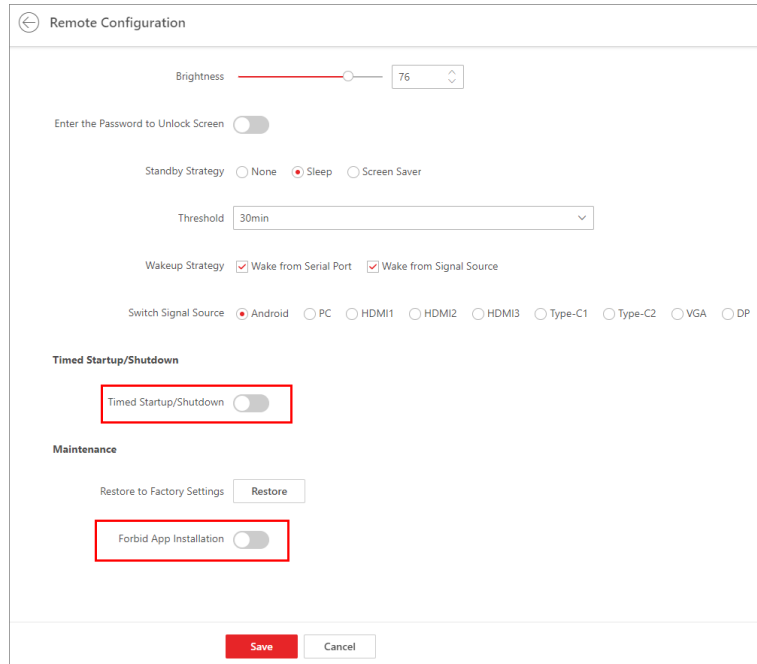
2. Supports adding digital signage terminals by IP segment.

The screenshot shows the 'Add Device' configuration page. Under the 'Basic Information' section, the 'Access Protocol' is set to 'Hikvision OTAP Protocol'. In the 'Adding Mode' section, the 'IP Segment' radio button is selected and highlighted with a red box. Below this, there are input fields for '\*Device Address' (Start and End), '\*Device Port' (8002), '\*User Name' (admin), and '\*Password'. A 'Risky' indicator is visible below the password field. The 'Time Zone' section has 'Device Time Zone' selected, with 'Get Device's Time Zone' also selected. At the bottom, there are 'Add', 'Add and Continue', and 'Cancel' buttons.

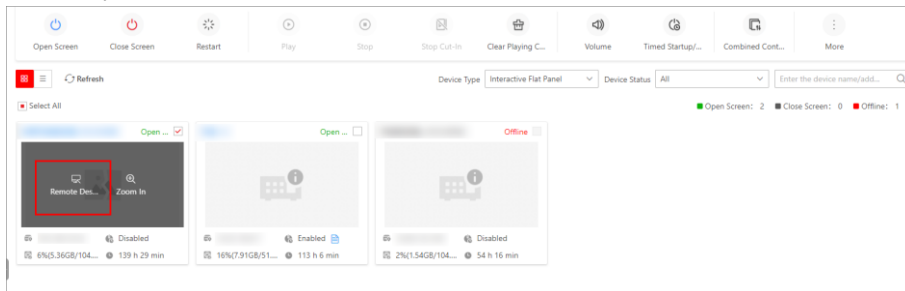
- 3. Supports batch importing digital signage terminals.

The screenshot shows the 'Add Device' configuration page. Under the 'Basic Information' section, the 'Access Protocol' is set to 'Hikvision OTAP Protocol'. In the 'Adding Mode' section, the 'Batch Import' radio button is selected and highlighted with a red box. Below this, there is a '\*Select File' input field with a file selection icon. A note states 'The imported file should be no more than 100 MB.' and there is a 'Download Template' link. The 'Time Zone' section has 'Device Time Zone' selected, with 'Get Device's Time Zone' also selected. At the bottom, there are 'Add', 'Add and Continue', and 'Cancel' buttons.

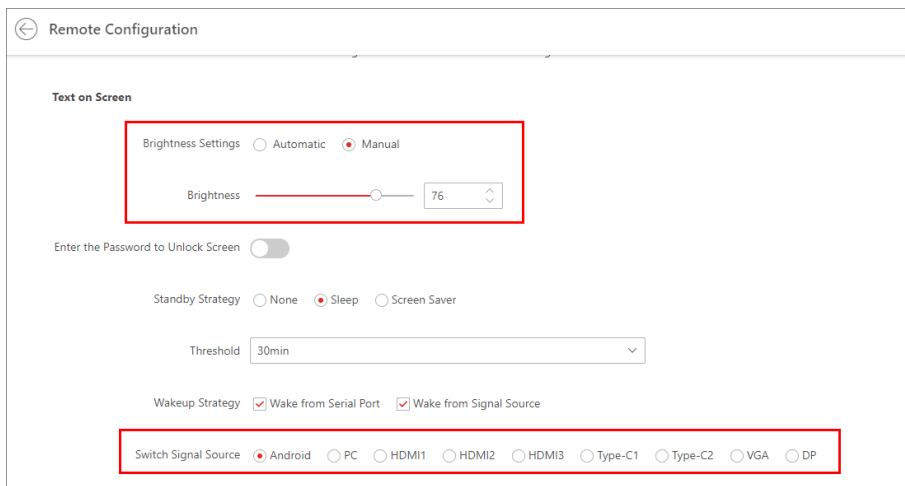
- 4. On the remote configuration page of the interactive flat panel, supports configuring timed startup/shutdown and remotely forbidding App installation.



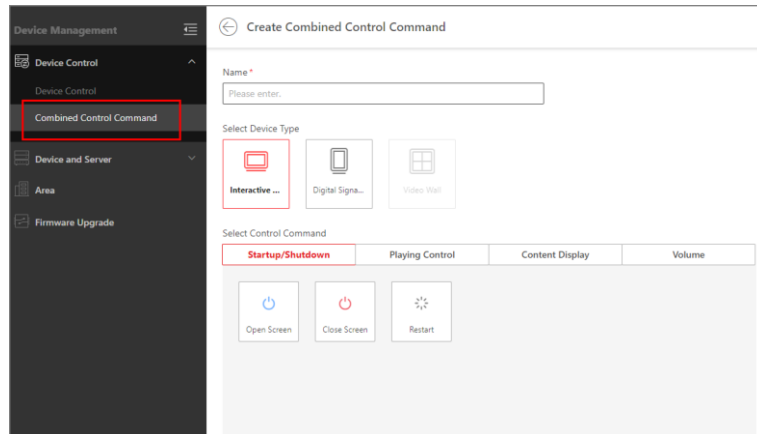
- On the Device Control page of the interactive flat panel, supports connecting the device via remote desktop.



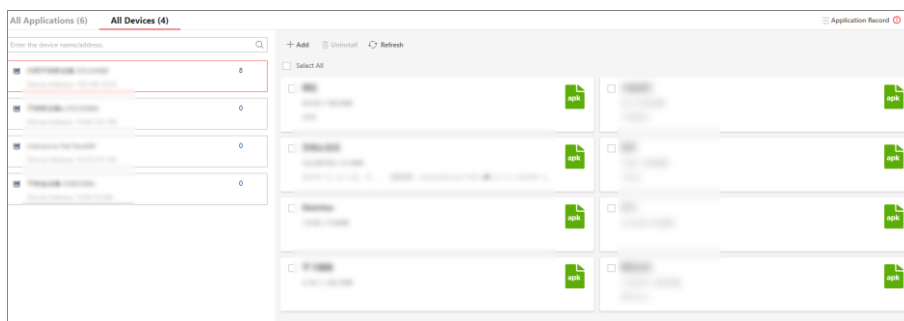
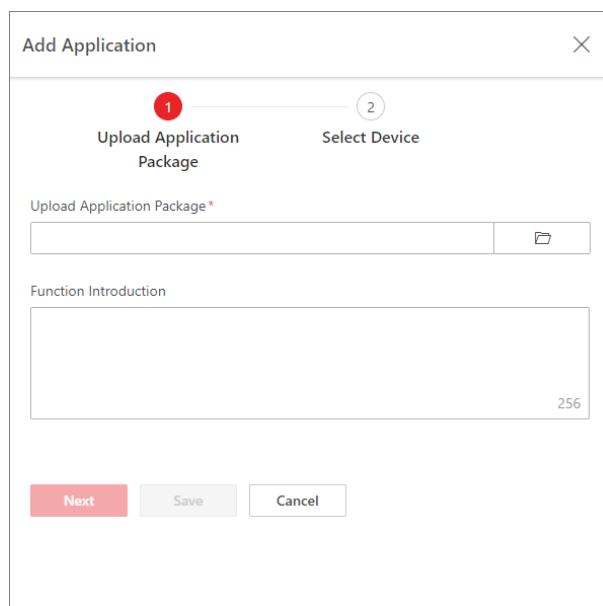
- On the Remote Configuration page of the interactive flat panel, supports adjusting brightness and switching signal source.



- Supports creating combined control command for devices such as startup/shutdown and playing control.



- 8. Supports adding applications to the platform and applying them to the interactive flat panels. Supports managing applications on the devices.



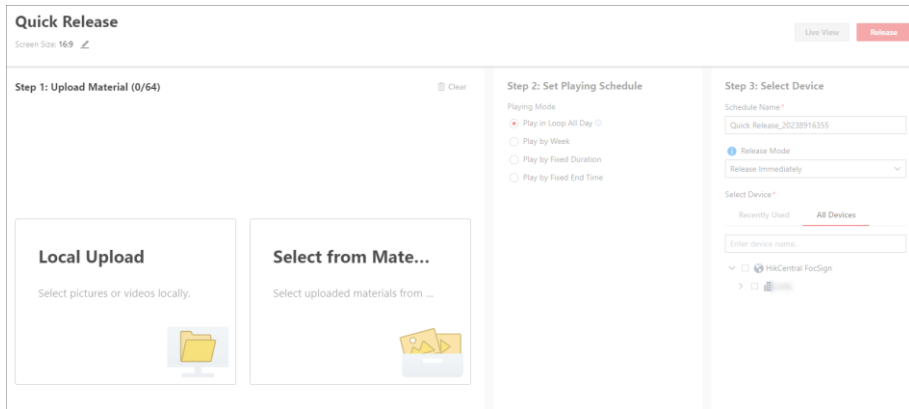
- 9. Supports viewing and exporting daily/weekly/monthly/customized flat panel usage statistics.



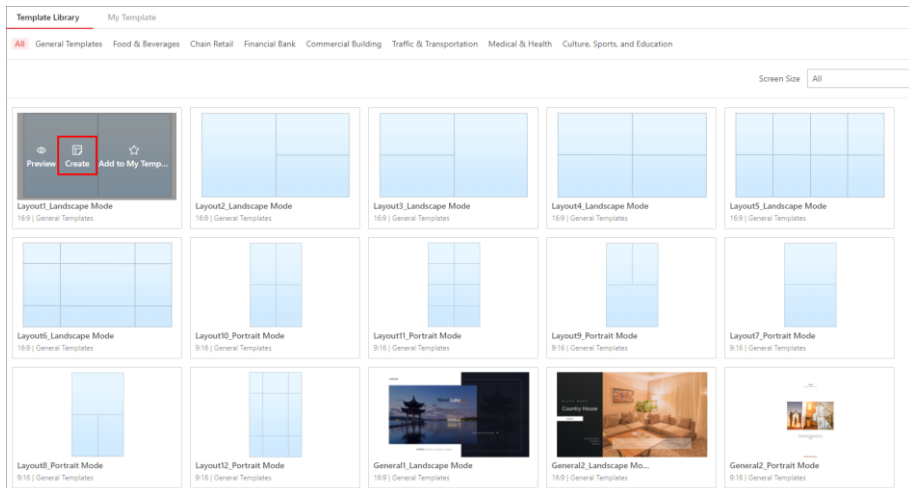
10. Supports viewing and exporting the devices which have been offline for over 7 days.

## Digital Signage

1. Supports quickly creating contents by uploading pictures and/or videos from local PC or material library and releasing them to the devices.

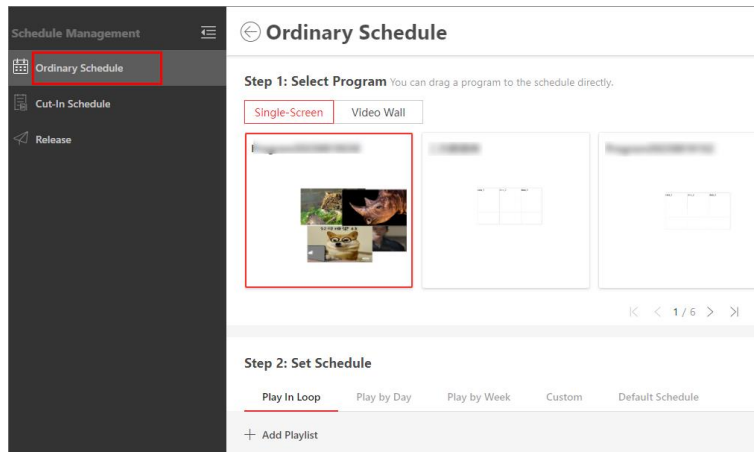


2. Supports quickly creating contents by selecting the needed templates from the template library and releasing the contents to the devices.

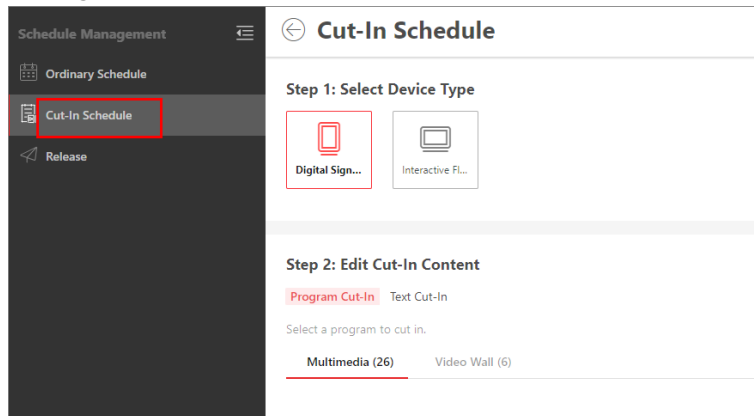


3. Supports creating ordinary schedules.

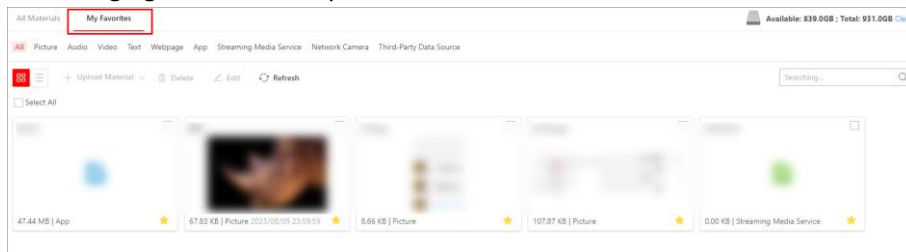




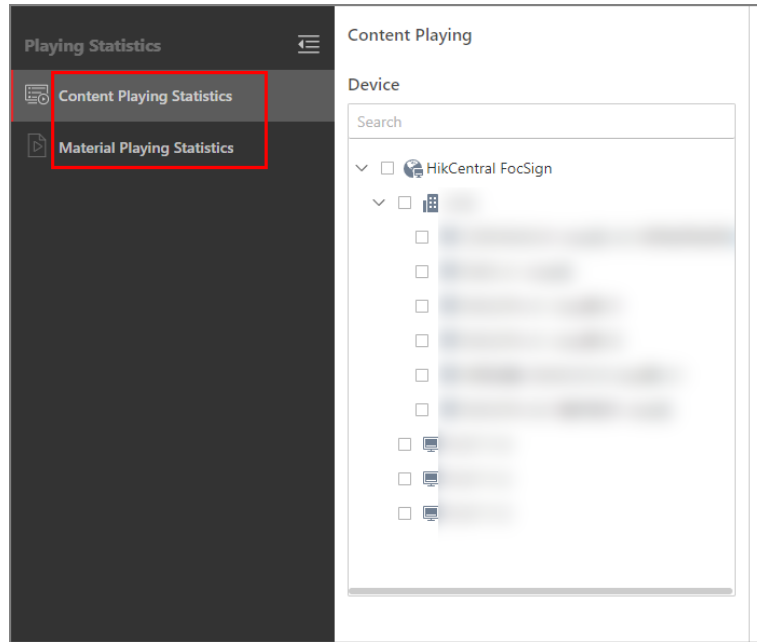
- 4. Supports creating cut-in schedules.




- 5. Supports managing materials in My Favorites.



- 6. Supports viewing and exporting playing statistics, including content playing statistics and material playing statistics.



7. Optimizes the UI interface to make the software easier to use.



See Far, Go Further